

Technical Data UI300-BC-V2 for BC300




Fig. 1 Figure UI300-BC-V2

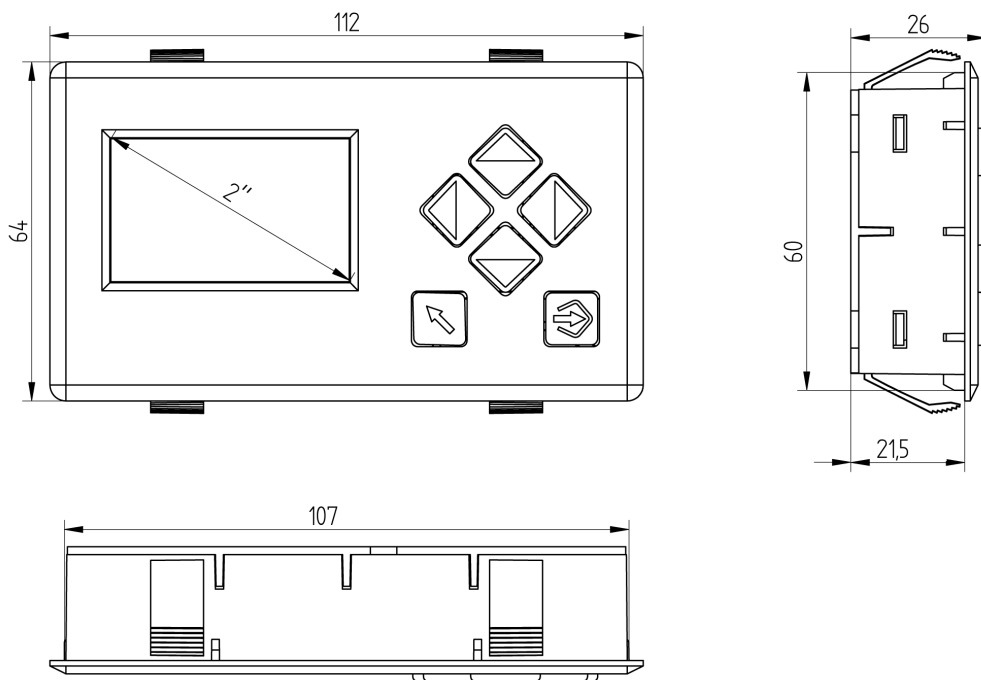


Fig. 2 Dimensional drawing UI300-BC-V2

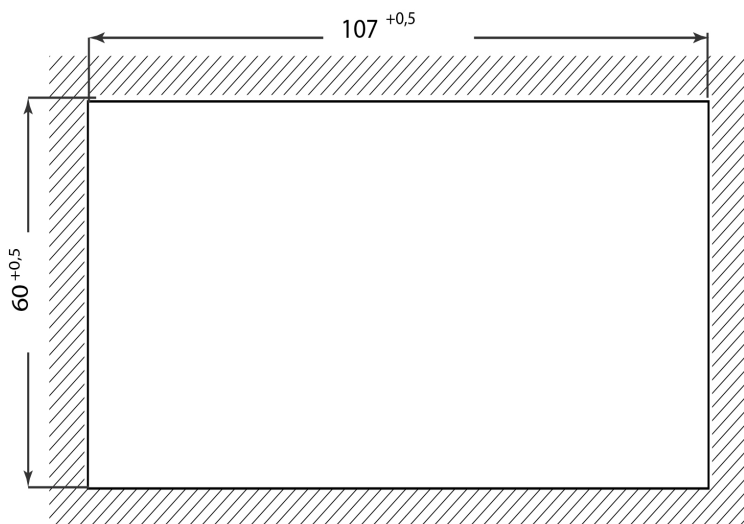


Fig. 3 Panel cutout UI300-BC-V2

Technical Data UI300-BC-V2 for BC300

Technical Data User Interface UI300-BC-V2 for BC300

Display	128 x 64 pixels, monochrome white backlight (dimnable)
Dimensions (H x W x D)	64 x 112 x 26 mm 2.52 x 4.41 x 1.02" in
Weight	149 g 0.33 lb
Housing	basic housing: polyamide glass fibre reinforced LCD-Displayfenster: Polycarbonat
Power supply voltage	via BC300
Power consumption	1 W
Flammability	UL-94 V0
Cable length	1 m 39.37" in

Environmental Conditions

Operation	permitted temperature range	-30 ... +70 °C -22 ... +158 °F (condensation prohibited)	
	permitted humidity	5 ... 95 % relative humidity	
Transport/Storage	permitted temperature range	-40 ... +80 °C -40 ... +176 °F (condensation prohibited)	
	permitted humidity	5 ... 95 % relative humidity	
Degree of protection	DIN EN 60529	front	IP40
			IP65 (with additional cover)

EU Declaration of Conformity

2014/35/EU	Low Voltage Directive
2014/30/EU	EMC Directive
2014/68/EU	Pressure Equipment Directive Kat. 4 Mod. B+D
(EU) 2016/426	Gas Appliance Regulation (GAR)
2011/65/EU	RoHS

NOTICE

The limits of the technical data must be strictly adhered to.

Technical Data UI300-BC-V2 for BC300

Order Information

Display modules User Interface UI300-BC-V2

Description/Type	Order no.
User Interface UI300-LSB for BT300, in panel installation housing „standard version“ protection class IP42, incl. 1 m 3.28 ft connecting cable Compact HMI for fault messages, curve programming, simple parametrisation and system queries.	667R0140-1

Approvals



The information in this publication is subject to technical changes.



LAMTEC GmbH & Co. KG

Josef-Reiert-Straße 26
69190 Walldorf
GERMANY
Telefon: +49 (0) 6227 6052-0
Telefax: +49 (0) 6227 6052-57

info@lamtec.de
www.lamtec.de

