

Technical Data PSU2430



Fig. 1 Power supply PSU2430

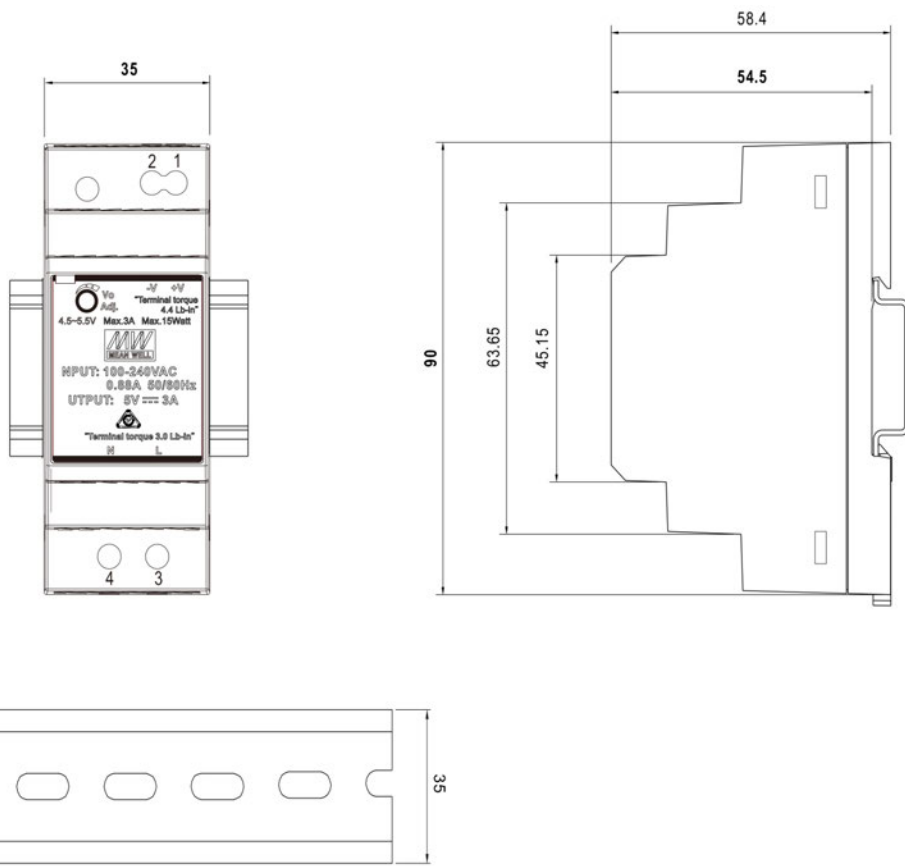


Fig. 2 Dimension power supply PSU2430

Technical Data PSU2430

Technical Data PSU2430

Dimension (h x w x d)	90 x 35 x 58.4 mm / 3.54 x 1.38 x 2.30" in
Weight	120 g / 0.26 lb
Material	plastic
Housing colour	grey
Display	LED (power ON)
Connection	

Outputs	24 V	
	nominal current	1.5 A
	power rate	36 W

Inputs	power supply	85 ... 264 VAC	
	mains frequency	47 ... 63 Hz	
		115 VAC	230 VAC
	current consumption	0.88 A	0.48 A
	inrush current (type)	25 A	45 A

Conditions of Use

Mounting	on DIN mounting rail TS35/7.5 or TS35/15
----------	------------------------------------------

Environmental Conditions

Operation	permissible temperature range	-30 ... +70 °C (non-condensing) / -22 ... +158 °F	
	permissible humidity	20 ... 90 % relative humidity	
Transport/Storage	permissible temperature range	-40 ... +85 °C (non-condensing) / -40 ... 185 °F	
	permissible humidity	10 ... 95 % relative humidity	
Protection class	DIN EN 61140	II	
Degree of protection	DIN EN 60529	IP20	

NOTICE

The limits of the technical data must be strictly adhered to.

Technical Data PSU2430

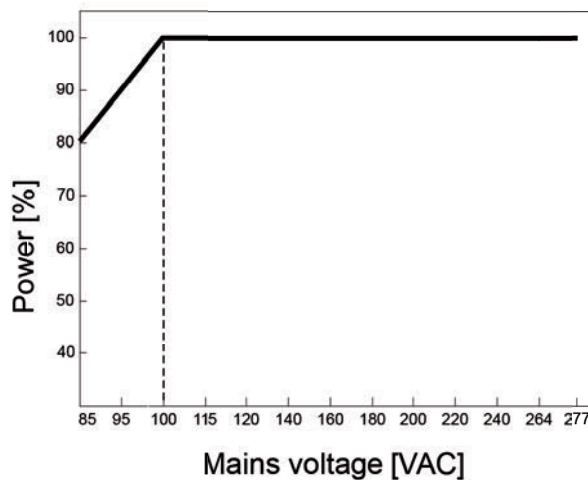
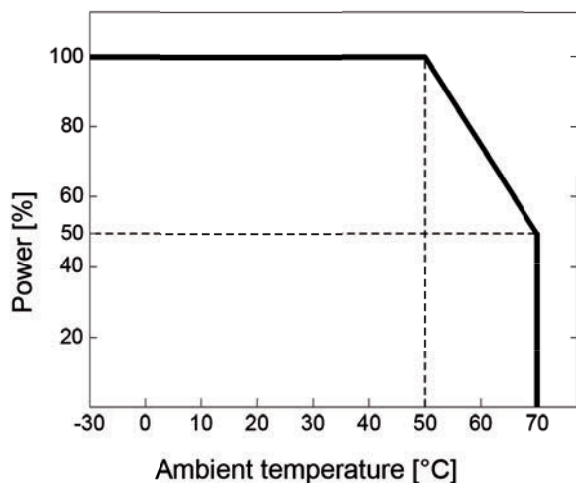


Fig. 3 Power reduction depending on the ambient temperature Fig. 4 Power reduction depending on the power supply

Order Information

Power Supply Units PSU2430

Description/Type	Order no.
PSU2430 power supply unit 100 ... 240 VAC/24 VDC, 36 W	668R0030

Approvals



The information in this publication is subject to technical changes.

LAMTEC Meß- und Regeltechnik für Feuerungen GmbH & Co. KG

Josef-Reiert-Straße 26

D-69190 Walldorf

Telefon: +49 (0) 6227 6052-0

Telefax: +49 (0) 6227 6052-57

info@lamtec.de
www.lamtec.de

