

Technical Data Actuator 1,2 Nm/3 Nm/9 Nm

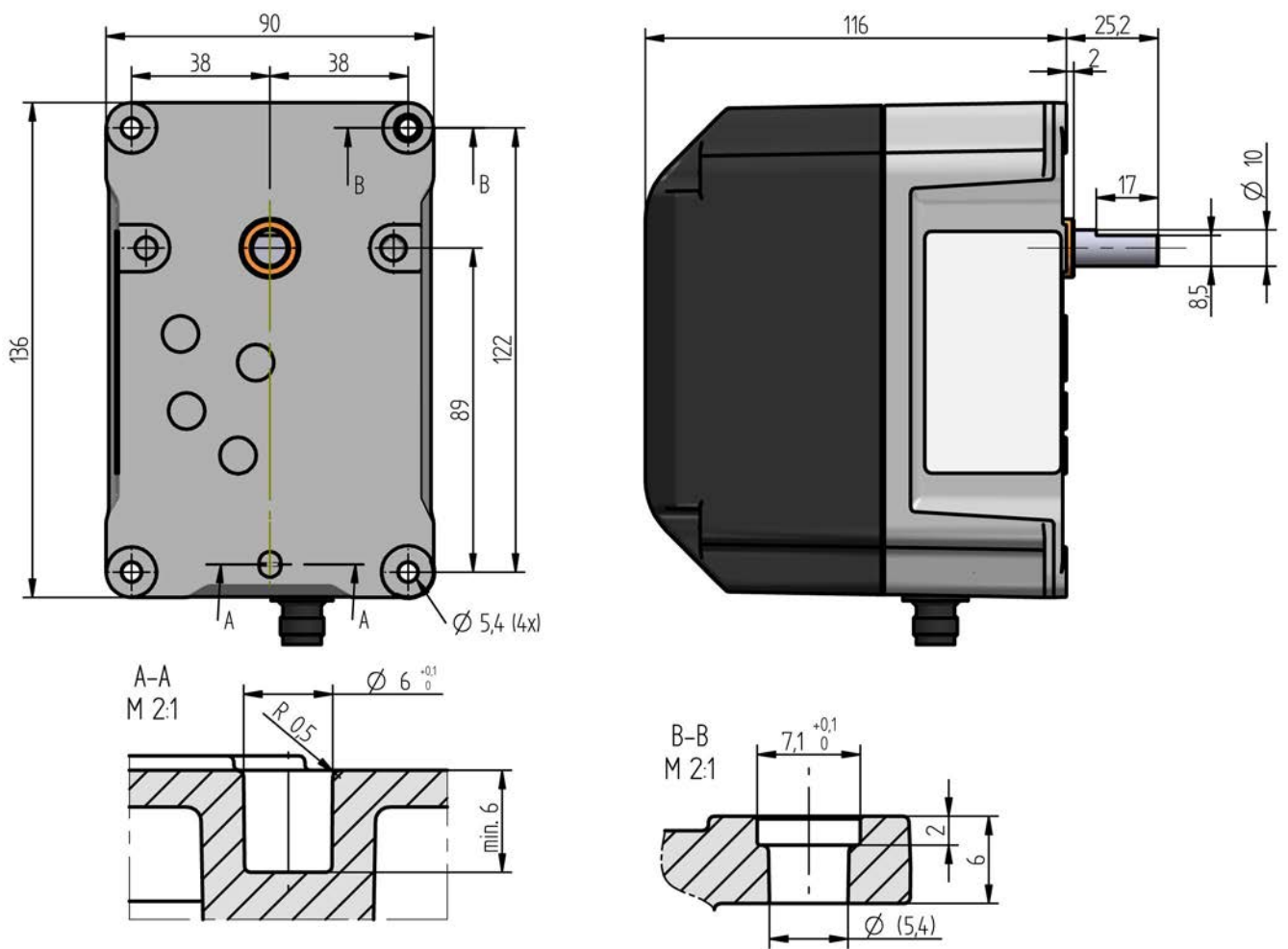


Fig. 1 Dimensional drawing of actuator type 662R5001-0 and 662R5003-0 without cable but with plug

Technical Data Actuator 1,2 Nm/3 Nm/9 Nm

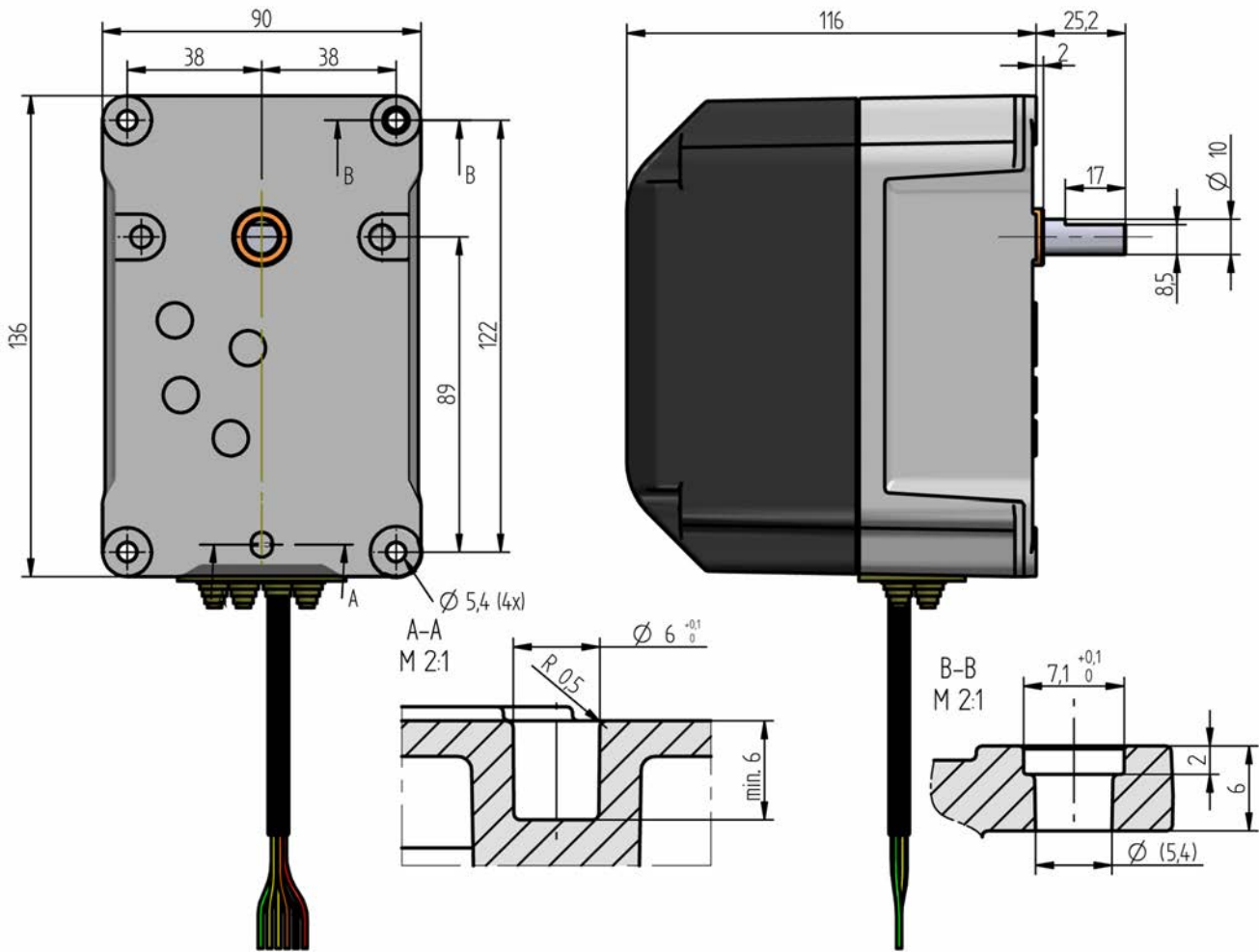


Fig. 2 Dimensional drawing of actuator type 662R5001-1 and type 662R5003-1 with cable

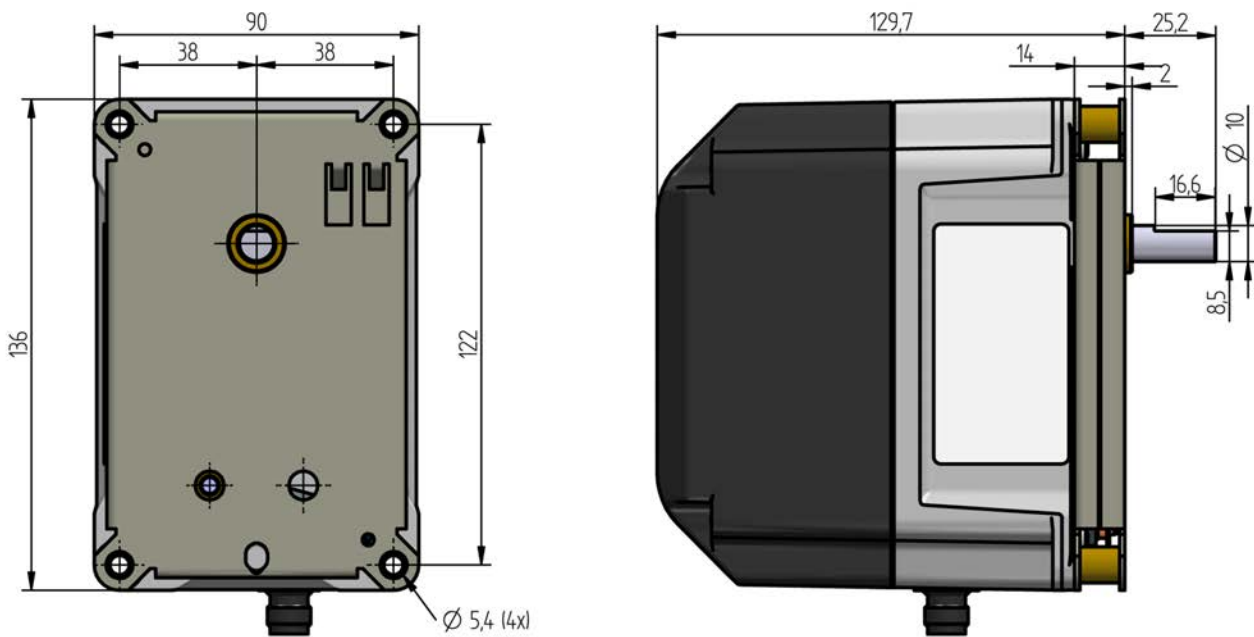


Fig. 3 Dimensional drawing of actuator type 662R5009-0 without cable but with plug

Technical Data Actuator 1,2 Nm/3 Nm/9 Nm

Function	662R5001...	662R5003...	662R5009...
Power supply	24 VDC \pm 20 %		
Floating time	5 s/90°	5 s/90°	15 s/90°
Direction of rotation 0° to 90°	left - view to the drive shaft		
Effective output torque	1.2 Nm (both directions of rotation)	3 Nm (both directions of rotation)	9 Nm (both directions of rotation)
Holding torque	0.82 Nm (currentless)	2.8 Nm (currentless)	6 Nm (currentless)
Permissible radial load	100 N (centre of output shaft)		
Permissible axial load	10 N		
Axial play of drive shaft	0.1 ... 0.2 mm / 0.0039" x 0.0079" in	0.1 ... 0.2 mm / 0.0039" x 0.0079" in	0.1 ... 0.2 mm / 0.0039" x 0.0079" in
Motor	RDM 51/6 stepper motor		
Angular resolution	0.1°/motor step	0.1°/motor step	0.03°/motor step
Rated resolution encoder monitoring	0,7°		
Monitoring accuracy	\pm 0,5°	\pm 0,5°	\pm 1.3125° (corresponds 44 motor steps)
Repeat accuracy	\pm 0,1°	\pm 0,1°	\pm 0,1°
Life cycle	2,000,000 motions forward and back performed on complete actuator range		
Degree of protection	IP54 according to DIN EN 60529-1		
Weight	1,400 g / 3.09 lb		
Cable length	securely connected 1.5 m / 4.92 ft pluggable max. 10 m / 32.81 ft*	securely connected 1.5 m / 4.92 ft pluggable max. 10 m / 32.81 ft*	pluggable max. 10 m / 32.81 ft*

* valid for appliances with SN1801... and higher

Environmental conditions 662R5001.../662R5003.../662R5009...

Operation	Climatic condition	Class 3K5 according to DIN EN 60721-3
	Mechanical condition	Class 3M5 according to DIN EN 60721-3
	Temperature range	-20 ... +60 °C / -4 ... +140 °F (condensation is prohibited)
Transport	Climatic condition	Class 2K3 according to DIN EN 60721-3
	Mechanical condition	Class 2M2 according to DIN EN 60721-3
	Temperature range	-20 ... +70 °C / -4 ... +158 °F (condensation is prohibited)
Storage	Climatic condition	Class 1K3 according to DIN EN 60721-3
	Mechanical condition	Class 1M2 according to DIN EN 60721-3
	Temperature range	-20 ... +70 °C / -4 ... +158 °F (condensation is prohibited)
Bursting strength	Peak voltage	4 kV
	Repeat frequency	2,5 kHz
Electrical safety	Protection class 2	as per DIN EN 60730

Technical Data Actuator 1,2 Nm/3 Nm/9 Nm

NOTICE

Damage of the actuator with 1.2, 3.0 and 9.0 Nm due to opening the actuators housing.

Opening the actuator's housing will damage the actuator.
The warranty expires.

NOTICE

The limits of the technical data must be strictly adhered to.

Order Information

Description / Type	Order-no.
Actuator 1,2 Nm, class of protection IP54, angel of rotation 90°, resolution 0,1°/ step, metal transmission, with connecting plug, without connecting cable, rotation anti-clockwise	662R5001-0
Actuator 3 Nm, class of protection IP54, angel of rotation 90°, resolution 0,1°/ step, metal transmission, with connecting plug, without connecting cable, rotation anti-clockwise	662R5003-0
Actuator 9 Nm, class of protection IP54, angel of rotation 90°, resolution 0,1°/ step, metal transmission, with connecting plug, without connecting cable, rotation anti-clockwise, incl. spring pre-load	662R5009-0
Connecting cable for actuator 662R5001-0, 662R5003-0, 662R5009-0, available in the following length: 150 cm / 59.06" in, 300 cm / 118.11" in (please indicate the length with the order)	662R5591

Order information:

662R5001-1, 662R5003-1, 662R5009-1 incl. connecting cable 1,5 m / 4.92 ft



The information in this publication is subject to technical changes.



**LAMTEC Meß- und Regeltechnik
für Feuerungen GmbH & Co. KG**

Josef-Reiert-Straße 26

D-69190 Walldorf

Telefon: +49 (0) 6227 6052-0

Telefax: +49 (0) 6227 6052-57

info@lamtec.de
www.lamtec.de

